

RAGI 1000 PREMIUM WATER METER WELL

RAGI 1000 PREMIUM WATER METER WELL

MODEL: 1600 (1560-1600mm)

Characteristics:

The water meter wells by **ROTO – AQUA GROUP** are designed and manufactured to meet your expectations for easy and quick measurement of water consumption. The robust body prevents water meters from freezing, even during very cold winters.

RAGI 1000 PREMIUM 1600 water well technical data:

- diameter – 1000 mm (**BOX** option up to 1500 mm),
- height – 1600 mm, (the height can be optionally shortened in the riser part: minimum height 1560 mm),
- A15 class PE cover (**PREMIUM+** version) or for pedestrian traffic (**STANDARD** version),
Additionally, it is possible to use heavy-type manholes by means of using a relieving ring.
- monolithic construction **GUARANTEEING 100% TIGHTNESS.**

Well advantages:

- protects the fittings and water meter(s) from freezing even at outdoor temperatures as low as -35°C,
- protection against infiltration of groundwater and rainwater by tight body and lid
- the favourable dead weight allows quick installation,
- the well can be installed in green belts, or driveways (with a relief ring),
- thanks to the sufficient diameter of the well, it is possible to install several water meters in one well,

Application:

Roto-Aqua Group water meter well allows users to read the water meter. The tank can be also used as a housing for wastewater pumping stations, separators, absorbent wells, expansion wells, or as a rainwater tank.



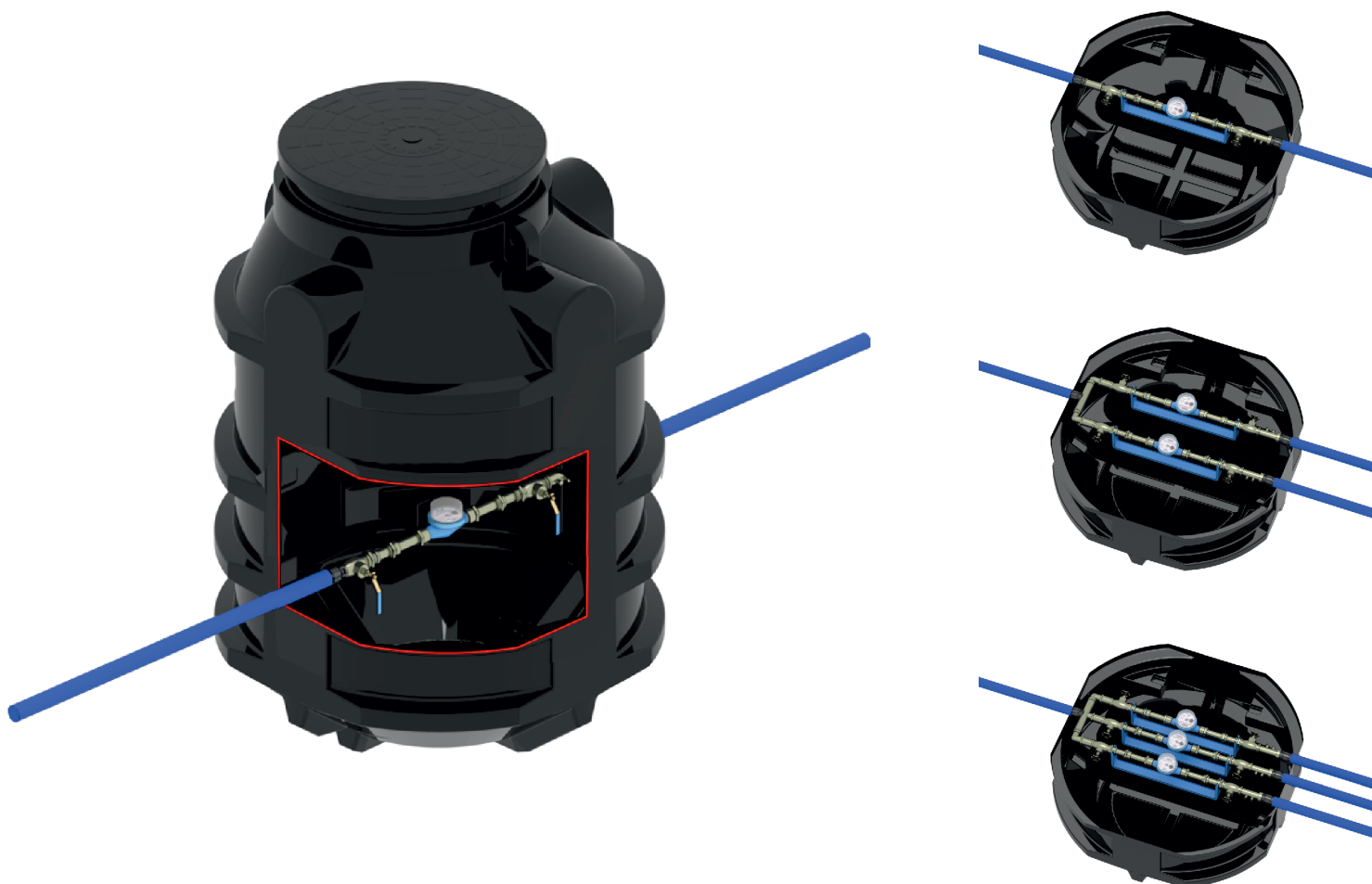
RAGI 1000 PREMIUM WATER METER WELL

RAGI 1000 PREMIUM WATER METER WELL

RAGI 1000 PREMIUM WELL PRODUCT RANGE:



Examples of RAGI 1000 PREMIUM 1600 water meter line installation



RAGI 1000 PREMIUM WATER METER WELL

RAGI 1000 PREMIUM WATER METER WELL

Adjust the wells to your needs, choose individual equipment


The **RAGI 1000 PREMIUM** / **RAGI 1500 PREMIUM BOX** well is a product that you can individually adapt to your needs:



Standard – PE steps



Anti-slip overlays



Perforated rungs



Stainless steel rungs
with anti-slip overlays

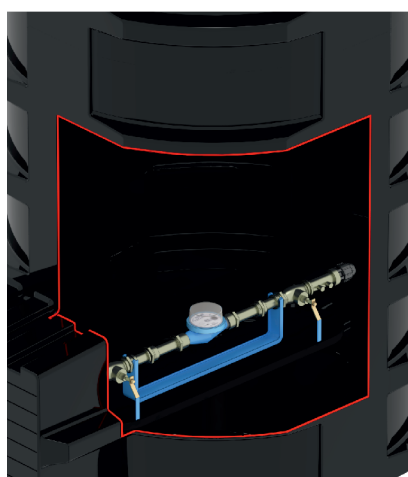


Steel ladder
with anti-slip overlays

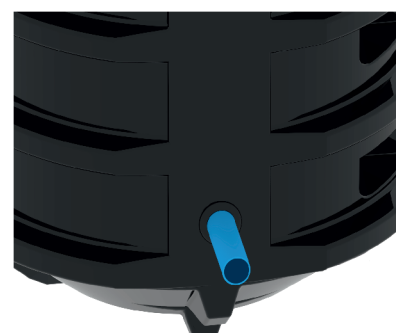
Options:



Lip seal



Console stand


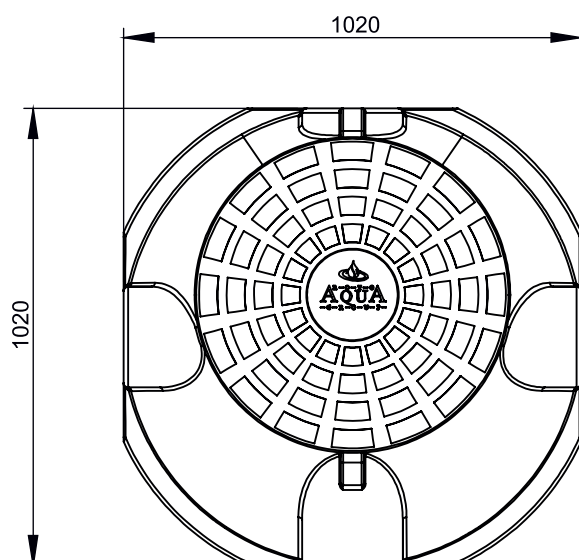
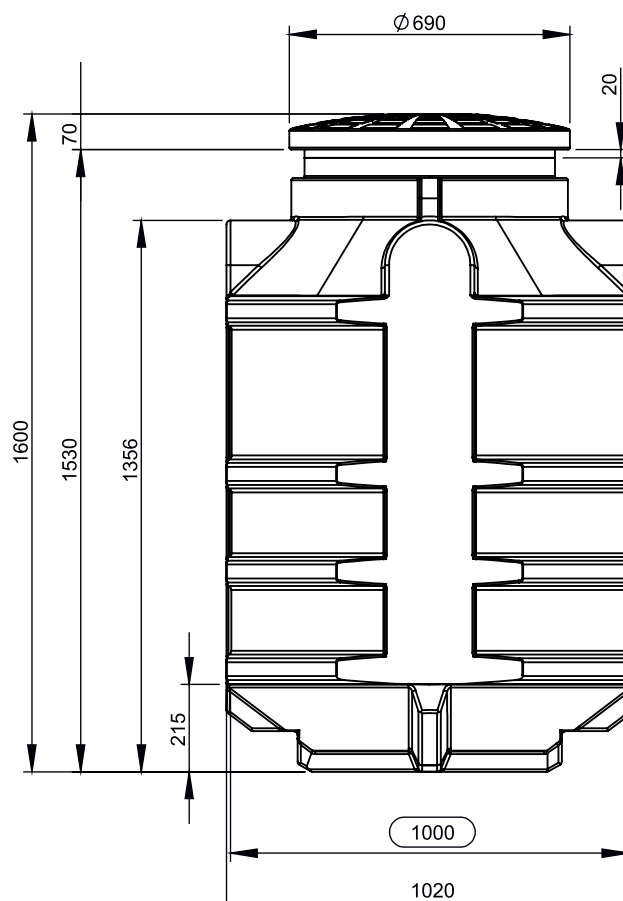


Welded PE connectors

RAGI 1000 PREMIUM WATER METER WELL

RAGI 1000 PREMIUM WATER METER WELL

RAGI 1000 PREMIUM 1600 main dimensions (1560-1600 mm)



RAGI 1000 PREMIUM WATER METER WELL

RAGI 1000 PREMIUM WATER METER WELL

RAGI 1000 PREMIUM 1600 main dimensions (1560-1600 mm)

